

















Community Halls – Renter survey

Note – All comments are verbatim, with the exception of any personal / identifying information, or inappropriate content.

1. Where do you live?

Response	Chart	Percentage	Count
Sherwood Park		56.5%	26
Rural Strathcona County		37.0%	17
Outside Strathcona County		6.5%	3
		Total Responses	46

2. Which community hall or senior centre facility have you rented in the past 12 months?

Response	Chart	Percentage	Count
A.J. Ottewell Centre (Red Barn)		13.2%	7
Antler Lake Uncas Hall		9.4%	5
Ardrossan 55-Plus Centre		3.8%	2
Ardrossan Memorial Hall		7.5%	4
Brookville Hall		11.3%	6
Colchester Hall		26.4%	14
Deville/North Cooking Lake Hall		3.8%	2
Good Hope Hall		0.0%	0
Hastings Lake Hall		3.8%	2
Josephburg Hall		7.5%	4
Josephburg Senior Citizens Centre		1.9%	1
Partridge Hill Hall		5.7%	3
Sherwood Park 55-Plus Centre		1.9%	1
Sherwood Park Community Hall (Log Cabin)		13.2%	7

South Cooking Lake Hall		7.5%	4
South Cooking Lake Seniors Centre		3.8%	2
Whitecroft Hall		7.5%	4
Wye Hall		17.0%	9
		Total Responses	53

See individual hall responses below:

A.J. OTTEWELL CENTRE (RED BARN)

What was the purpose of renting this specific hall or centre?

Response	Chart	Percentage	Count
Learning / classes		0.0%	0
Social group meeting		0.0%	0
Pre-school		0.0%	0
Club meeting space		20.0%	1
Casual meeting space		0.0%	0
Farmer's or craft markets		20.0%	1
Special event rental		80.0%	4
OTHER:		0.0%	0
		Total Responses	5

Was this rental on behalf of a community group?

Response	Chart	Percentage	Count
Yes		20.0%	1
No		80.0%	4
		Total Responses	5

How often does this community group rent this or other community halls or senior centres for their functions?

Response	Chart	Percentage	Count
First time		0.0%	0
2-4 times per year		0.0%	0
5 or more times per year		100.0%	1
		Total Responses	1

Why did you choose to rent this specific hall or centre over other facilities?

Response	Chart	Percentage	Count
Location		100.0%	5
Cost		80.0%	4
Specific facility amenities (wifi, kitchen, sound system, stage, etc)		100.0%	5
Services available from community hall / senior centre association (cleaning, access to volunteer pool, help with setup)		20.0%	1
Other:		0.0%	0
		Total Responses	5

Did this community hall or senior centre meet your needs and expectations?

Response	Chart	Percentage	Count
Yes		100.0%	5
No		0.0%	0
		Total Responses	5

ANTLER LAKE / UNCAS HALL

What was the purpose of renting this specific hall or centre?

Response	Chart	Percentage	Count
Learning / classes		0.0%	0
Social group meeting		33.3%	1
Pre-school		0.0%	0
Club meeting space		0.0%	0
Casual meeting space		0.0%	0
Farmer's or craft markets		0.0%	0
Special event rental		33.3%	1
OTHER:		66.7%	2
		Total Responses	3

What was the purpose of renting this specific hall or centre ? (OTHER:)

#	Response
1.	Antler Lake Stewardship Committee (environmental group)
2.	Meeting for the Antler Lake Stewardship Committee

Was this rental on behalf of a community group?





Response	Chart	Percentage	Count
Yes		66.7%	2
No		33.3%	1
		Total Responses	3

How often does this community group rent this or other community halls or senior centres for their functions?

Response	Chart	Percentage	Count
----------	-------	------------	-------

First time	0.0%	0
2-4 times per year	0.0%	0
5 or more times per year	100.0%	2
Total Responses		2



Why did you choose to rent this specific hall or centre over other facilities?

Response	Chart	Percentage	Count
Location		100.0%	3
Cost		33.3%	1
Specific facility amenities (wifi, kitchen, sound system, stage, etc)		33.3%	1
Services available from community hall / senior centre association (cleaning, access to volunteer pool, help with setup)		0.0%	0
Other:		33.3%	1
Total Responses		3	

Why did you choose to rent this specific hall or centre over other facilities? (Other:)

#	Response
1.	To support my local community hall

Did this community hall or senior centre meet your needs and expectations?


Response	Chart	Percentage	Count
Yes		33.3%	1
No		66.7%	2
Total Responses		3	

Did this community hall or senior centre meet your needs and expectations? (No)

#	Response
1.	
2.	(Our league president)gives the hall to other groups for free (the seniors traveling cafe) but charges us. She's also refusing to rent the hall to us on a permanent or even yearly basis for our monthly meetings even though we're willing to pay

ARDROSSAN 55-PLUS CLUB

What was the purpose of renting this specific hall or centre?

Response	Chart	Percentage	Count
Learning / classes		0.0%	0
Social group meeting		0.0%	0
Pre-school		0.0%	0
Club meeting space		0.0%	0
Casual meeting space		100.0%	1
Farmer's or craft markets		0.0%	0
Special event rental		0.0%	0
OTHER:		0.0%	0
		Total Responses	1


Was this rental on behalf of a community group?

Response	Chart	Percentage	Count
Yes		0.0%	0
No		100.0%	1
		Total Responses	1


How often does this community group rent this or other community halls or senior centres for their functions?

Response	Chart	Percentage	Count
First time		0.0%	0
2-4 times per year		0.0%	0
5 or more times per year		0.0%	0
		Total Responses	0

Why did you choose to rent this specific hall or centre over other facilities?

Response	Chart	Percentage	Count
Location		100.0%	1
Cost		0.0%	0
Specific facility amenities (wifi, kitchen, sound system, stage, etc)		0.0%	0
Services available from community hall / senior centre association (cleaning, access to volunteer pool, help with setup)		0.0%	0
Other:		0.0%	0
Total Responses			1


Did this community hall or senior centre meet your needs and expectations?





Response	Chart	Percentage	Count
Yes		100.0%	1
No		0.0%	0
Total Responses			1

(loop:"Ardrossan 55-Plus Centre") Did this community hall or senior centre meet your needs and expectations? (No)



ARDROSSAN MEMORIAL HALL

What was the purpose of renting this specific hall or centre?




Response	Chart	Percentage	Count
Learning / classes		0.0%	0
Social group meeting		25.0%	1
Pre-school		0.0%	0
Club meeting space		0.0%	0

Casual meeting space		50.0%	2
Farmer's or craft markets		0.0%	0
Special event rental		25.0%	1
OTHER:		0.0%	0
Total Responses			4






Was this rental on behalf of a community group?

Response	Chart	Percentage	Count
Yes		75.0%	3
No		25.0%	1
Total Responses			4


How often does this community group rent this or other community halls or senior centres for their functions?

Response	Chart	Percentage	Count
First time		66.7%	2
2-4 times per year		0.0%	0
5 or more times per year		33.3%	1
Total Responses			3

Why did you choose to rent this specific hall or centre over other facilities?




Response	Chart	Percentage	Count
Location		100.0%	4
Cost		75.0%	3
Specific facility amenities (wifi, kitchen, sound system, stage, etc)		0.0%	0
Services available from community hall / senior centre association (cleaning, access to volunteer pool, help with setup)		0.0%	0
Other:		0.0%	0
Total Responses			4

Did this community hall or senior centre meet your needs and expectations?

Response	Chart	Percentage	Count
Yes		100.0%	4
No		0.0%	0
		Total Responses	4

BROOKVILLE HALL

What was the purpose of renting this specific hall or centre?

Response	Chart	Percentage	Count
Learning / classes		0.0%	0
Social group meeting		0.0%	0
Pre-school		0.0%	0
Club meeting space		25.0%	1
Casual meeting space		0.0%	0
Farmer's or craft markets		0.0%	0
Special event rental		50.0%	2
OTHER:		50.0%	2
		Total Responses	4

What was the purpose of renting this specific hall or centre ? (OTHER:)




#	Response
1.	Library Board meeting
2.	Birthday party

Was this rental on behalf of a community group?






Response	Chart	Percentage	Count
Yes		25.0%	1

No		75.0%	3
		Total Responses	4



How often does this community group rent this or other community halls or senior centres for their functions?

Response	Chart	Percentage	Count
First time		0.0%	0
2-4 times per year		0.0%	0
5 or more times per year		100.0%	1
		Total Responses	1

Why did you choose to rent this specific hall or centre over other facilities?

Response	Chart	Percentage	Count
Location		100.0%	4
Cost		50.0%	2
Specific facility amenities (wifi, kitchen, sound system, stage, etc)		50.0%	2
Services available from community hall / senior centre association (cleaning, access to volunteer pool, help with setup)		0.0%	0
Other:		0.0%	0
		Total Responses	4

Did this community hall or senior centre meet your needs and expectations?

Response	Chart	Percentage	Count
Yes		100.0%	4
No		0.0%	0
		Total Responses	4

COLCHESTER HALL

What was the purpose of renting this specific hall or centre?

Response	Chart	Percentage	Count
Learning / classes		0.0%	0
Social group meeting		16.7%	2
Pre-school		0.0%	0
Club meeting space		0.0%	0
Casual meeting space		0.0%	0
Farmer's or craft markets		0.0%	0
Special event rental		66.7%	8
OTHER:		33.3%	4
		Total Responses	12

What was the purpose of renting this specific hall or centre? (OTHER:)

#	Response
1.	Family reunion
2.	Religious group function
3.	Homeschool Adoption Co-op
4.	Girl guides

Was this rental on behalf of a community group?

Response	Chart	Percentage	Count
Yes		8.3%	1
No		91.7%	11
		Total Responses	12

How often does this community group rent this or other community halls or senior centres for their functions?

Response	Chart	Percentage	Count
----------	-------	------------	-------

First time	0.0%	0
2-4 times per year	0.0%	0
5 or more times per year	100.0%	1
Total Responses		1

Why did you choose to rent this specific hall or centre over other facilities?

Response	Chart	Percentage	Count
Location		66.7%	8
Cost		58.3%	7
Specific facility amenities (wifi, kitchen, sound system, stage, etc)		33.3%	4
Services available from community hall / senior centre association (cleaning, access to volunteer pool, help with setup)		8.3%	1
Other:		33.3%	4
Total Responses			12

Why did you choose to rent this specific hall or centre over other facilities? (Other:)

#	Response
1.	had been there before and enjoyed the space
2.	Family was really involved in the past
3.	Playground and hall setup
4.	It was available and affordable

Did this community hall or senior centre meet your needs and expectations?

Response	Chart	Percentage	Count
Yes		75.0%	9
No		25.0%	3
Total Responses			12

Did this community hall or senior centre meet your needs and expectations? (No)

#	Response
1.	air conditioning

- | |
|---|
| 2. When we showed up the facility was dirty and still decorated from a previous event |
| 3. Overall good but floor was very dirty & we had to clean before our function |

DEVILLE/NORTH COOKING LAKE HALL

What was the purpose of renting this specific hall or centre?

Response	Chart	Percentage	Count
Learning / classes		0.0%	0
Social group meeting		0.0%	0
Pre-school		0.0%	0
Club meeting space		50.0%	1
Casual meeting space		0.0%	0
Farmer's or craft markets		50.0%	1
Special event rental		0.0%	0
OTHER:		50.0%	1
Total Responses			2


What was the purpose of renting this specific hall or centre? (OTHER:)

#	Response
1.	Company picnic





Was this rental on behalf of a community group?

Response	Chart	Percentage	Count
Yes		50.0%	1
No		50.0%	1
Total Responses			2

How often does this community group rent this or other community halls or senior centres for their functions?

Response	Chart	Percentage	Count
First time		100.0%	1
2-4 times per year		0.0%	0
5 or more times per year		0.0%	0
		Total Responses	1



Why did you choose to rent this specific hall or centre over other facilities?

Response	Chart	Percentage	Count
Location		100.0%	2
Cost		100.0%	2
Specific facility amenities (wifi, kitchen, sound system, stage, etc)		100.0%	2
Services available from community hall / senior centre association (cleaning, access to volunteer pool, help with setup)		0.0%	0
Other:		50.0%	1
		Total Responses	2

Why did you choose to rent this specific hall or centre over other facilities? (Other:)

#	Response
1.	Fenced, ball diamond, playground, full kitchen,

Did this community hall or senior centre meet your needs and expectations?

Response	Chart	Percentage	Count
Yes		50.0%	1
No		50.0%	1
		Total Responses	2

Did this community hall or senior centre meet your needs and expectations? (No)

#	Response
1.	The door to the Deville hall does not lock from the inside. I wish there was a way to see if the door was locked when you were in the building. We had a Sparks sleep over there with a group of 5 year olds and at 10:30pm someone tried to come in the building. Unfortunately we didn't know if the doors were locked or not when we heard the car drive up so had to sit and hope they were locked. You have to go outside to lock them with the key. We were glad they were locked though! The car eventually left but it left us a bit worried as to why someone would want in the hall at 10:30pm on a saturday night when there were only 4 cars in the parking lot and it was dark inside because everyone was pretty much asleep.

GOOD HOPE HALL



- No responses

HASTINGS LAKE HALL


What was the purpose of renting this specific hall or centre?

Response	Chart	Percentage	Count
Learning / classes		0.0%	0
Social group meeting		0.0%	0
Pre-school		0.0%	0
Club meeting space		50.0%	1
Casual meeting space		0.0%	0
Farmer's or craft markets		0.0%	0
Special event rental		50.0%	1
OTHER:		0.0%	0
		Total Responses	2




Was this rental on behalf of a community group?

Response	Chart	Percentage	Count
Yes		50.0%	1
No		50.0%	1
		Total Responses	2


How often does this community group rent this or other community halls or senior centres for their functions?

Response	Chart	Percentage	Count
First time		100.0%	1
2-4 times per year		0.0%	0
5 or more times per year		0.0%	0
		Total Responses	1

Why did you choose to rent this specific hall or centre over other facilities?




Response	Chart	Percentage	Count
Location		100.0%	2
Cost		100.0%	2
Specific facility amenities (wifi, kitchen, sound system, stage, etc)		50.0%	1
Services available from community hall / senior centre association (cleaning, access to volunteer pool, help with setup)		0.0%	0
Other:		0.0%	0
		Total Responses	2

Did this community hall or senior centre meet your needs and expectations?

Response	Chart	Percentage	Count
Yes		100.0%	2
No		0.0%	0
		Total Responses	2

JOSEPHBURG HALL

What was the purpose of renting this specific hall or centre?

Response	Chart	Percentage	Count
Learning / classes		0.0%	0
Social group meeting		0.0%	0
Pre-school		0.0%	0
Club meeting space		25.0%	1
Casual meeting space		0.0%	0
Farmer's or craft markets		0.0%	0
Special event rental		50.0%	2
OTHER:		25.0%	1
		Total Responses	4

What was the purpose of renting this specific hall or centre? (OTHER:)

#	Response
1.	Rented for a Landowner Information Session for work

Was this rental on behalf of a community group?

Response	Chart	Percentage	Count
Yes		25.0%	1
No		75.0%	3
		Total Responses	4

How often does this community group rent this or other community halls or senior centres for their functions?

Response	Chart	Percentage	Count
First time		0.0%	0
2-4 times per year		0.0%	0
5 or more times per year		100.0%	1
		Total Responses	1


Why did you choose to rent this specific hall or centre over other facilities?

Response	Chart	Percentage	Count
Location		100.0%	4
Cost		75.0%	3
Specific facility amenities (wifi, kitchen, sound system, stage, etc)		75.0%	3
Services available from community hall / senior centre association (cleaning, access to volunteer pool, help with setup)		0.0%	0
Other:		25.0%	1
		Total Responses	4

Why did you choose to rent this specific hall or centre over other facilities? (Other:)



#	Response
1.	Good Parking and allowed overnight stay

Did this community hall or senior centre meet your needs and expectations?

Response	Chart	Percentage	Count
Yes		100.0%	4
No		0.0%	0
		Total Responses	4

JOSEPHBURG SENIOR CITIZENS CENTRE




What was the purpose of renting this specific hall or centre?

Response	Chart	Percentage	Count
Learning / classes		0.0%	0
Social group meeting		0.0%	0
Pre-school		0.0%	0
Club meeting space		0.0%	0
Casual meeting space		100.0%	1
Farmer's or craft markets		0.0%	0
Special event rental		100.0%	1
OTHER:		0.0%	0
		Total Responses	1


Was this rental on behalf of a community group?

Response	Chart	Percentage	Count
Yes		0.0%	0
No		100.0%	1
		Total Responses	1

Why did you choose to rent this specific hall or centre over other facilities?

Response	Chart	Percentage	Count
Location		100.0%	1
Cost		100.0%	1
Specific facility amenities (wifi, kitchen, sound system, stage, etc)		100.0%	1
Services available from community hall / senior centre association (cleaning, access to volunteer pool, help with setup)		0.0%	0
Other:		0.0%	0
Total Responses			1


Did this community hall or senior centre meet your needs and expectations?

Response	Chart	Percentage	Count
Yes		100.0%	1
No		0.0%	0
Total Responses			1

PARTRIDGE HILL

What was the purpose of renting this specific hall or centre?

Response	Chart	Percentage	Count
Learning / classes		0.0%	0
Social group meeting		0.0%	0
Pre-school		0.0%	0
Club meeting space		0.0%	0
Casual meeting space		0.0%	0
Farmer's or craft markets		0.0%	0

Special event rental		33.3%	1
OTHER:		66.7%	2
		Total Responses	3




What was the purpose of renting this specific hall or centre? (OTHER:)

#	Response
1.	I had to check something so was not rented.
2.	Wedding reception




Was this rental on behalf of a community group?

Response	Chart	Percentage	Count
Yes		0.0%	0
No		100.0%	3
		Total Responses	3

How often does this community group rent this or other community halls or senior centres for their functions?

Response	Chart	Percentage	Count
First time		0.0%	0
2-4 times per year		0.0%	0
5 or more times per year		0.0%	0
		Total Responses	0

Why did you choose to rent this specific hall or centre over other facilities?



Response	Chart	Percentage	Count
Location		66.7%	2
Cost		33.3%	1
Specific facility amenities (wifi, kitchen, sound system, stage, etc)		33.3%	1

Services available from community hall / senior centre association (cleaning, access to volunteer pool, help with setup)	0.0%	0
Other:	33.3%	1
Total Responses		3

Why did you choose to rent this specific hall or centre over other facilities? (Other:)

#	Response
1.	Needed a rural one level facility with room for RV'S

Did this community hall or senior centre meet your needs and expectations?

Response	Chart	Percentage	Count
Yes		66.7%	2
No		33.3%	1
Total Responses			3

Did this community hall or senior centre meet your needs and expectations? (No)




#	Response
1.	Hall was not large enough and not air conditioned. The staff & meal were fantastic.

SHERWOOD PARK 55-PLUS CLUB

- **No Responses**

SHERWOOD PARK COMMUNITY HALL (LOG CABIN)



What was the purpose of renting this specific hall or centre?

Response	Chart	Percentage	Count
Learning / classes		0.0%	0
Social group meeting		0.0%	0
Pre-school		0.0%	0
Club meeting space		0.0%	0
Casual meeting space		0.0%	0
Farmer's or craft markets		16.7%	1
Special event rental		50.0%	3
OTHER:		33.3%	2
		Total Responses	6

What was the purpose of renting this specific hall or centre? (OTHER:)

#	Response
1.	Condo board AGM
2.	Old timers hockey hall party with band

Was this rental on behalf of a community group?

Response	Chart	Percentage	Count
Yes		16.7%	1
No		83.3%	5
		Total Responses	6




How often does this community group rent this or other community halls or senior centres for their functions?

Response	Chart	Percentage	Count
First time		100.0%	1
2-4 times per year		0.0%	0


5 or more times per year

0.0%	0
Total Responses	1

Why did you choose to rent this specific hall or centre over other facilities?

Response	Chart	Percentage	Count
Location		83.3%	5
Cost		66.7%	4
Specific facility amenities (wifi, kitchen, sound system, stage, etc)		33.3%	2
Services available from community hall / senior centre association (cleaning, access to volunteer pool, help with setup)		0.0%	0
Other:		0.0%	0
Total Responses			6






Did this community hall or senior centre meet your needs and expectations?

Response	Chart	Percentage	Count
Yes		100.0%	6
No		0.0%	0
Total Responses			6

SOUTH COOKING LAKE HALL

What was the purpose of renting this specific hall or centre ?



Response	Chart	Percentage	Count
Learning / classes		0.0%	0
Social group meeting		0.0%	0
Pre-school		0.0%	0

Club meeting space		0.0%	0
Casual meeting space		0.0%	0
Farmer's or craft markets		0.0%	0
Special event rental		0.0%	0
OTHER:		100.0%	2
Total Responses			2






What was the purpose of renting this specific hall or centre? (OTHER:)

#	Response
1.	Girl guides
2.	County meeting for landowners


Was this rental on behalf of a community group?

Response	Chart	Percentage	Count
Yes		0.0%	0
No		100.0%	2
Total Responses			2

Why did you choose to rent this specific hall or centre over other facilities?


Response	Chart	Percentage	Count
Location		50.0%	1
Cost		50.0%	1
Specific facility amenities (wifi, kitchen, sound system, stage, etc)		50.0%	1
Services available from community hall / senior centre association (cleaning, access to volunteer pool, help with setup)		50.0%	1
Other:		0.0%	0
Total Responses			2

Did this community hall or senior centre meet your needs and expectations?

Response	Chart	Percentage	Count
Yes		100.0%	2
No		0.0%	0
		Total Responses	2

SOUTH COOKING LAKE SENIORS CENTRE

What was the purpose of renting this specific hall or centre?

Response	Chart	Percentage	Count
Learning / classes		0.0%	0
Social group meeting		0.0%	0
Pre-school		0.0%	0
Club meeting space		0.0%	0
Casual meeting space		0.0%	0
Farmer's or craft markets		0.0%	0
Special event rental		0.0%	0
OTHER:		100.0%	1
		Total Responses	1

What was the purpose of renting this specific hall or centre? (OTHER:)

#	Response
1.	County Landowner session

Was this rental on behalf of a community group?

Response	Chart	Percentage	Count
Yes		0.0%	0
No		100.0%	1
		Total Responses	1

Why did you choose to rent this specific hall or centre over other facilities?



Response	Chart	Percentage	Count
Location		100.0%	1
Cost		0.0%	0
Specific facility amenities (wifi, kitchen, sound system, stage, etc)		100.0%	1
Services available from community hall / senior centre association (cleaning, access to volunteer pool, help with setup)		100.0%	1
Other:		0.0%	0
		Total Responses	1

Did this community hall or senior centre meet your needs and expectations?

Response	Chart	Percentage	Count
Yes		100.0%	1
No		0.0%	0
		Total Responses	1

WHITECROFT HALL


What was the purpose of renting this specific hall or centre?

Response	Chart	Percentage	Count
Learning / classes		0.0%	0
Social group meeting		0.0%	0
Pre-school		0.0%	0
Club meeting space		0.0%	0
Casual meeting space		0.0%	0
Farmer's or craft markets		0.0%	0
Special event rental		50.0%	2
OTHER:		50.0%	2
		Total Responses	4




What was the purpose of renting this specific hall or centre? (OTHER:)

#	Response
1.	Wedding
2.	Girl guides

Was this rental on behalf of a community group?

Response	Chart	Percentage	Count
Yes		0.0%	0
No		100.0%	4
		Total Responses	4

Why did you choose to rent this specific hall or centre over other facilities?

Response	Chart	Percentage	Count
Location		75.0%	3
Cost		75.0%	3
Specific facility amenities (wifi, kitchen, sound system, stage, etc)		50.0%	2

Services available from community hall / senior centre association (cleaning, access to volunteer pool, help with setup)	0.0%	0
Other:	0.0%	0
Total Responses		4

Did this community hall or senior centre meet your needs and expectations?

Response	Chart	Percentage	Count
Yes		100.0%	4
No		0.0%	0
Total Responses			4

WYE HALL

What was the purpose of renting this specific hall or centre?

Response	Chart	Percentage	Count
Learning / classes		0.0%	0
Social group meeting		0.0%	0
Pre-school		0.0%	0
Club meeting space		14.3%	1
Casual meeting space		14.3%	1
Farmer's or craft markets		0.0%	0
Special event rental		42.9%	3
OTHER:		42.9%	3
Total Responses			7

What was the purpose of renting this specific hall or centre ? (OTHER:)

#	Response
1.	

2. Political group meeting
3. Girl guides

Was this rental on behalf of a community group?

Response	Chart	Percentage	Count
Yes		50.0%	3
No		50.0%	3
		Total Responses	6



How often does this community group rent this or other community halls or senior centres for their functions?

Response	Chart	Percentage	Count
First time		0.0%	0
2-4 times per year		66.7%	2
5 or more times per year		33.3%	1
		Total Responses	3








Why did you choose to rent this specific hall or centre over other facilities?

Response	Chart	Percentage	Count
Location		66.7%	4
Cost		83.3%	5
Specific facility amenities (wifi, kitchen, sound system, stage, etc)		16.7%	1
Services available from community hall / senior centre association (cleaning, access to volunteer pool, help with setup)		0.0%	0
Other:		0.0%	0
		Total Responses	6

Did this community hall or senior centre meet your needs and expectations?

Response	Chart	Percentage	Count
Yes		100.0%	6
No		0.0%	0
		Total Responses	6

As a renter, which amenities do you use when renting a community hall or senior centre?

Response	Chart	Percentage	Count
Kitchen		73.2%	30
Wi-Fi		17.1%	7
Stage		26.8%	11
Tables and chairs		97.6%	40
Audio/Visual equipment		34.1%	14
Outdoor amenities (baseball diamonds, soccer fields, playground etc)		36.6%	15
Other:		9.8%	4
		Total Responses	41

As a renter, which amenities do you use when renting a community hall or senior centre? (Other:)

#	Response
1.	Camping
2.	Camping are at Partridge Hill Hall is a huge bonus for Family Reunions and such.
3.	Parking area for guests
4.	RV accomodation

3. Is there anything else we should know about the general experience of renting community halls or senior centres in Strathcona County?

#	Response
1.	The whole group was very nice and accommodating

2.	The hall should be rented by the County, not Community Leagues.
3.	I am very involved in my community league, so I know what goes into preparing the hall for a rental. It is a process that, unfortunately, wears out the small group of volunteers that are so dedicated to their community league. It would be nice to have some support from the County to be able to hire somebody to clean the hall prior to a rental, so the volunteers can keep their drive to do their important work.
4.	The hall should be run by the County. The association charges us for rent but gives the hall to other groups (seniors traveling cafe) for free and refuses to rent the hall to us on a yearly basis for our monthly meetings even though everyone else on the League executive is ok with it. If the hall was run by the County or if the League had any accountability this wouldn't be an issue
5.	In past years, I have stopped using a certain hall because of the people we had to deal with to get keys and give payment. For Colchester Hall, the people are great. Michelle accommodates our times and has even had to wait for me when I've been late. She is a gem to work with for the hall.
6.	Dealing with County staff has always been a pleasure. They are professional, knowledgeable and courteous.
7.	Not all halls have kitchen that can be used. Consider upgrading kitchen.
8.	The location was the reason we rented that particular hall.
9.	When we rented Colchester Hall in June 2015 the pricing was confusing. The rental agreement specifically stated that the rental included the use of the ball diamonds. The ball diamonds were booked by another group the day of our rental so we were not able to use the ball diamonds but the rental fee was not discounted. That is, we paid for the use of the ball diamonds but could not use them.
10.	Strathcona County should be referring renters to the Waste Diversion Program Liaison to make events waste free. SO much waste comes out of these events that could be composted and residents wouldn't have to take their waste home. We can provide green carts for such events. Also, it makes it hard when we have the Green Routine and after a sleep over weekend were supposed to take waste home, not much room in our waste carts for all of this extra. However if it was explained how we could do it waste free using compostable products we could purchase from the County that could have made it a lot easier.
11.	The Brookville Hall is a fantastic hall and looking forward to the renovations. It is great to see a community working hard to keep members together
12.	Halls should be clean, affordable, for public-use and accessible to all. They shouldn't lock up their dishes or force you to use particular caterers. That deters rentals.
13.	size meets our needs. servicewas superb,
14.	Venue could benefit from better ventilation. It became very hot as the evening progressed.
15.	n/a
16.	Finding rental space in Strathcona county is very hard and expensive. For non profit groups such as Girl Guides lack of reasonably priced reliable rental space can mean not being able to run the program and many youth missing out.

- | |
|--|
| 17. Affordable rental space in local community is extremely important to rural residents. It is not feasible to always be driving into Sherwood Park to access meeting & special event space. |
| 18. As a Girl Guide Leader trying to maintain an affordable program for the community, we need more affordable options for groups such as this. We need to keep our costs down and high rent only hurts the girls and makes an affordable program incur increased costs. |
| 19. It is sometimes hard to get a hold of the contact for the specific hall. The website also doesn't offer enough information on booking and information about the hall. More pictures would be better as well. |
| 20. Having assistance from a community person makes it easier and more efficient to run the event. Things like coffee are setup without having to haul supplies. Community members attend because the meeting is conveniently located. |
| 21. I think the Ottewell center is quite the historical feature in Sherwood Park. I think that the way it is currently being used and run mainly by the Art Society works very well! |
| 22. dealing with the rental lady was very difficult. she wouldnt return calls and over booked our date so we had to choose another one it was hard to get to her place to drop off money and pick up the deposit . we also tried to rent it from a family function a few months later and couldnt get ahold of her. when we did she said ir was booked but turns out she never actually booked it so we had to cancel. |