

SCOOP

2020 COVID-19 Face Coverings Survey

DATE: **August 2020**



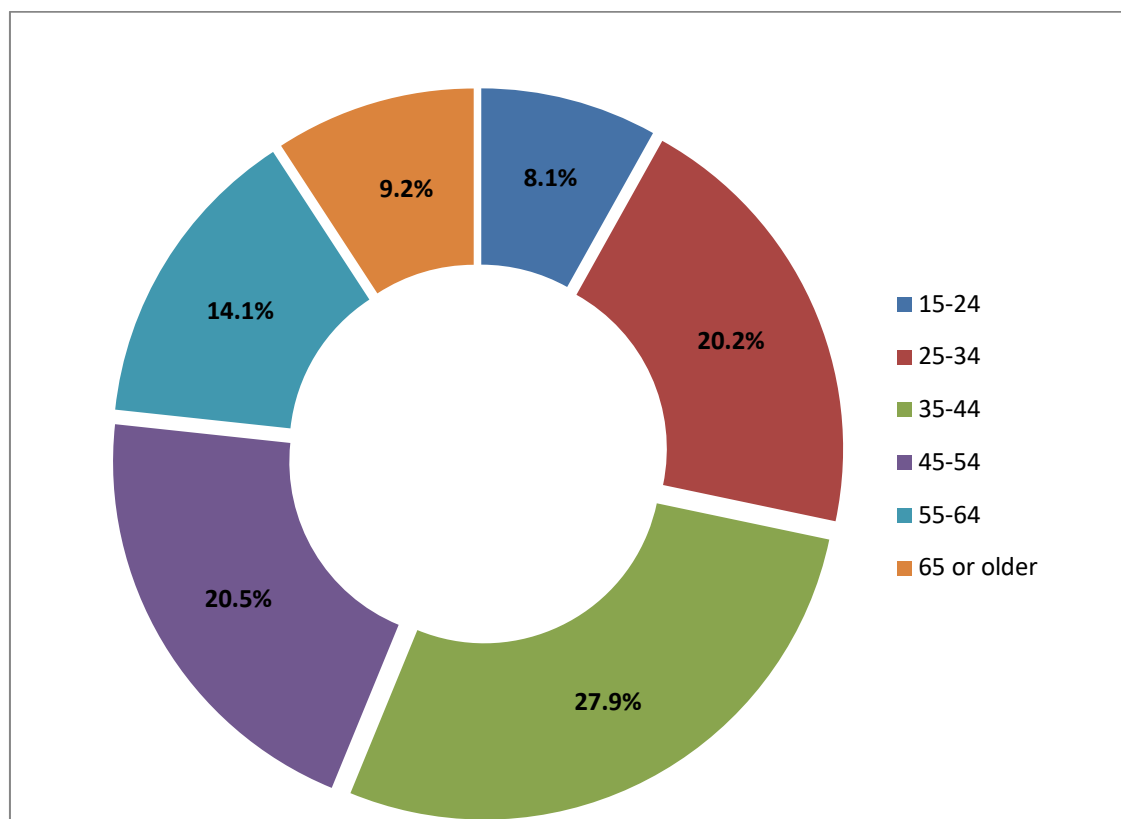
In late July 2020, Strathcona County conducted an online survey with Strathcona County Online Opinion Panel (SCOOP) members to get perceptions toward wearing non-medical face coverings in indoor settings where other people could potentially congregate. This survey was also made available on a different online platform (Survey Gizmo) for people who were not members of SCOOP. The data from both SCOOP and Survey Gizmo were combined for a detailed analysis.

Survey Highlights

There were 7,960 responses to this survey.

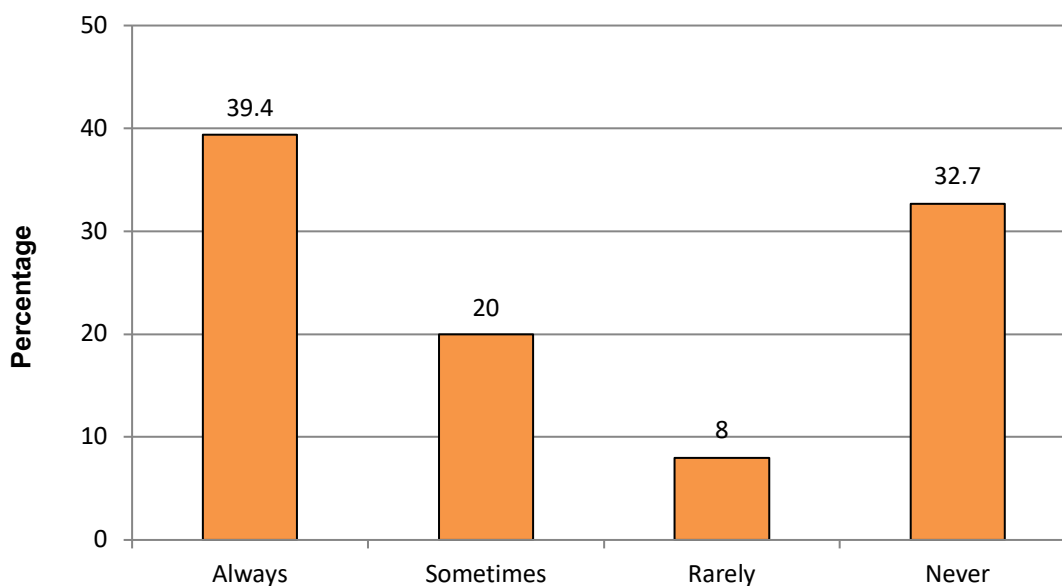
WHO RESPONDED?

- 73.3% of the participants (n=5,831) lived in Sherwood Park, 18.8% (n=1493) came from rural parts of Strathcona County, 4.5% (n=357) worked in Strathcona County but did not live there and the remaining 3.5% (n=279) were people who did not work or live in the County.
- The age group breakdown of all survey respondents is shown below.



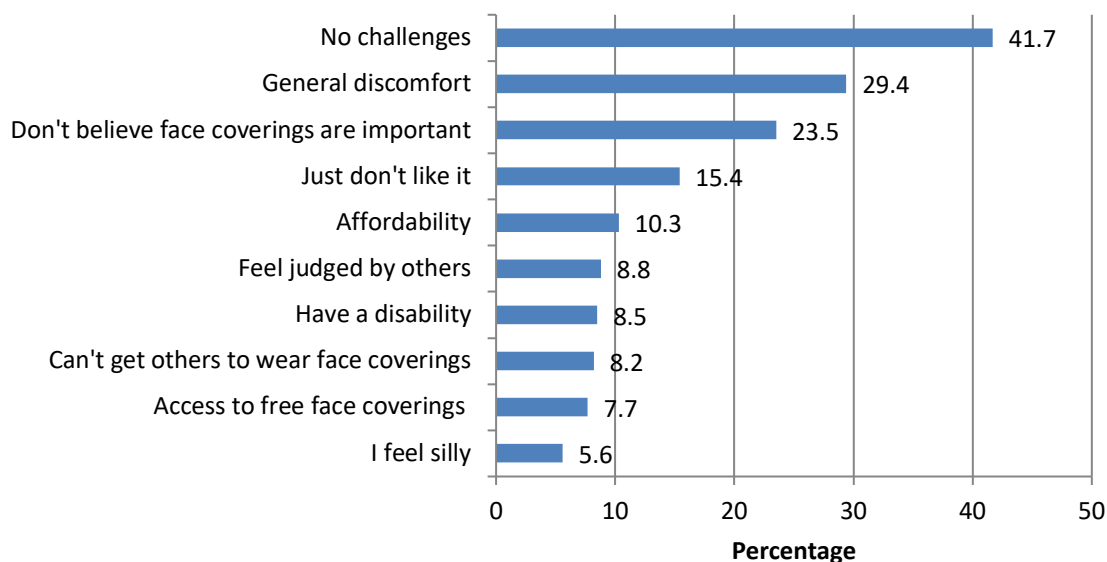
Current Use of Face Coverings

- The first question asked respondents to indicate their current use of face coverings when visiting public spaces such as grocery stores, shopping malls and public transit. The results are shown below – 39.4% indicated that they always did, 20% sometimes did, 8% rarely did and 32.7% never wore a face covering.



- Respondents were then asked what challenges they had (if any) about wearing a face covering in public. Overall, the majority of respondents (41.7% or 3,318 people) did not experience any challenges. A full list of the challenges experienced by people can be seen below.

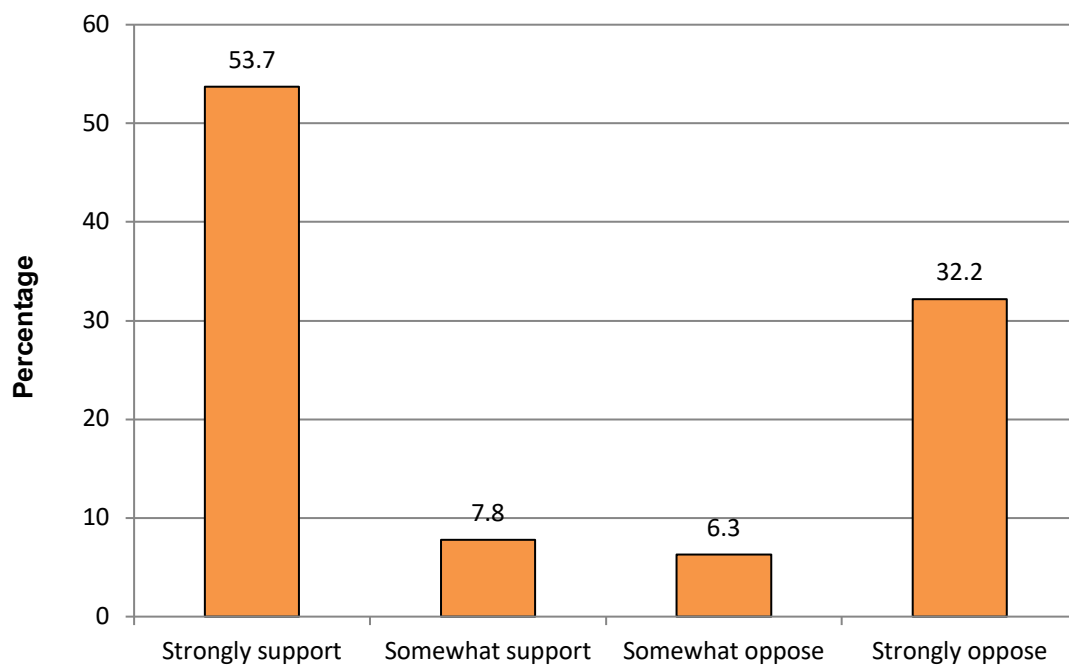
Challenges (if any) when using a face covering



- In the bar chart on the previous page, it can be seen that 29.4% of respondents felt general discomfort when wearing a face covering, while 23.5% didn't believe that face coverings were important. Seven other reasons were also rated. People could pick more than one reason if they chose to do so.

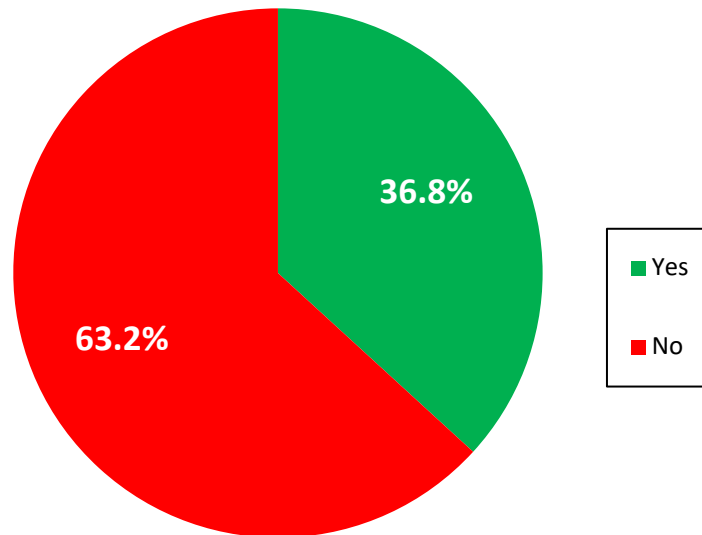
Mandated Use of Face Coverings

- People were asked to what extent they supported or opposed the County requiring the public to wear a face covering while visiting indoor public spaces such as grocery stores, shopping malls, community facilities etc. in Strathcona County. It can be seen from the graph below that 53.7% strongly supported the public wearing a face covering in an indoor setting; 7.8% somewhat supported this; 6.3% somewhat opposed this and 32.2% strongly opposed this.



- An additional question was asked to those respondents who owned or operated a business in Strathcona County whether a mandatory face covering bylaw would make it easier for them to enforce wearing of face coverings in their place of business. Overall, 11.1% of respondents (n=878) were eligible to answer this question. The results are shown on the next page.

- It can be seen that 36.8% of business owners thought a bylaw would make enforcement of face coverings by customers easier for them, while 63.2% said no.



What's Next?

SCOOP conducts surveys on a regular basis. Look for results from upcoming surveys soon.