

FURNISHING OPTIONS - LIGHTING

INTRODUCTION

The lighting of Wye Road and its surrounding secondary roads is critical in creating atmosphere for both pedestrian and vehicular traffic.

Streetscape lighting should be selected on the following criteria:

- Light fixtures can illuminate both sidewalks and roads which aide in street safety
- If selected properly, lights can have attachments such as signs, banners, or hanging baskets - all which are items that denote streetscape character and wayfinding
- If selected properly, lights can have detailing that emphasize a 'contemporary western with a touch of historic charm' theme

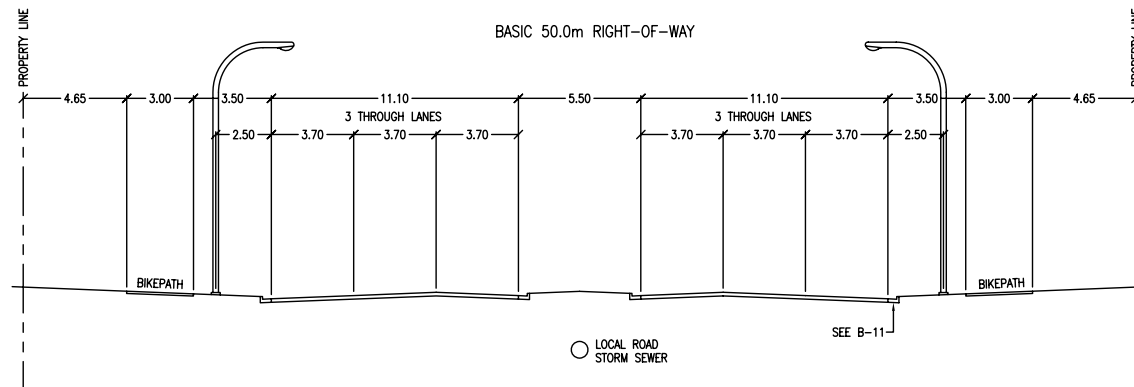
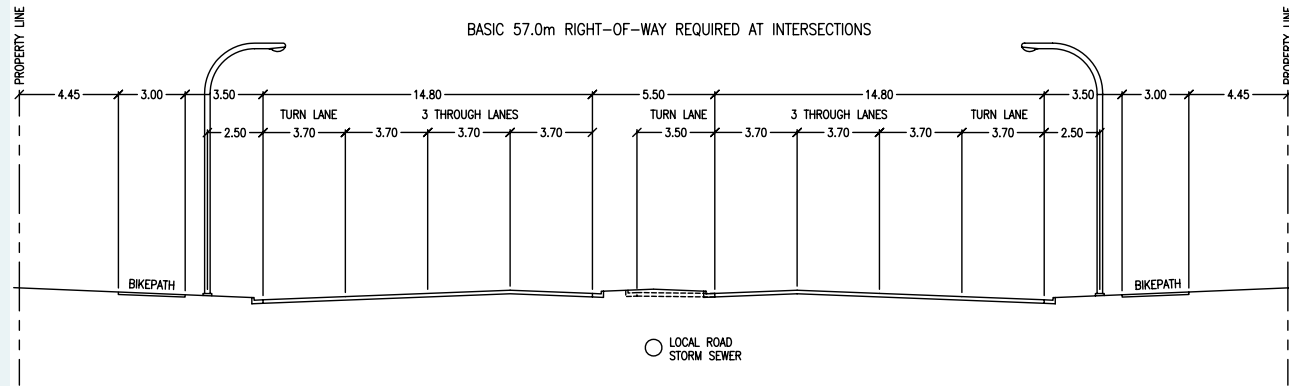


Images
by Lumec
Lighting

FURNISHING OPTIONS - LIGHTING

ENGINEERING
SERVICING STANDARD
"B-33 URBAN" DETAIL

THIS STANDARD IS
TO BE FOLLOWED
THROUGHOUT WYE RD.



NOTES:

1. TRANSFORMERS AND SWITCHBOXES MUST BE LOCATED OUTSIDE OF SIGHT LINES AT INTERSECTIONS, AND AS CLOSE TO PROPERTY LINES AS IS PRACTICABLE.
2. OTHER UTILITY ALIGNMENT REQUIREMENTS WILL BE REVIEWED ON A PER REQUEST BASIS.
3. TREE ALIGNMENTS TO BE DETERMINED AFTER UTILITY PLACEMENT.
4. FOR MINIMUM ROAD STRUCTURE, SEE B-11.
5. ALL DIMENSIONS IN METRES, UNLESS OTHERWISE NOTED.

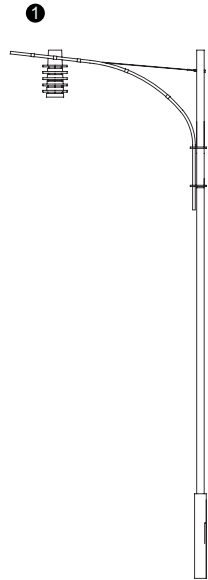
FURNISHING OPTIONS - LIGHTING

SUGGESTED PRIMARY ROAD LIGHTING (WYE ROAD)

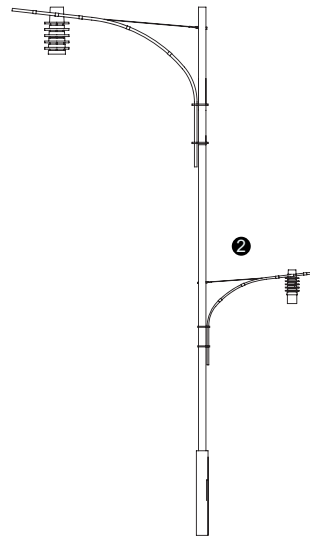
OPTION 1: STRESSCRETE LIGHTING

Stresscrete lighting is currently used in the Edmonton Capital Area (with the Magna IV series) and has been a manufacturer of interest and discussion throughout the conceptual design process for Wye Rd. Stresscrete offers a variety of options for additional arms, materials, colours, and decorative elements such as banners and baskets.

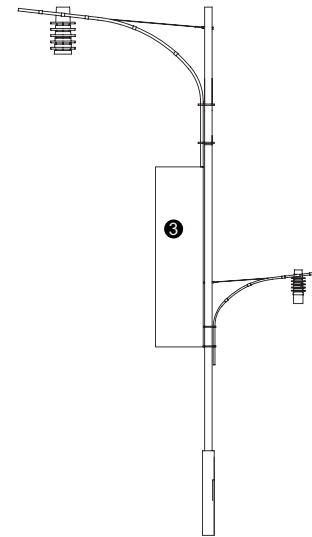
- 1 Street lighting should meet all TAC standards in dimensions and placement; including being set 2.5m from the road, and in 40m increments to satisfy all safety measures and illumination requirements for the area.



- 2 The addition of pedestrian arms to streetlighting will greatly encourage pedestrian safety and leisurely activity in the area.




- 3 Decorative elements such as banners should promote the community character of the area and should blend cohesively with other forms of signage along Wye Rd.



Classic Pole



Belmont Pole



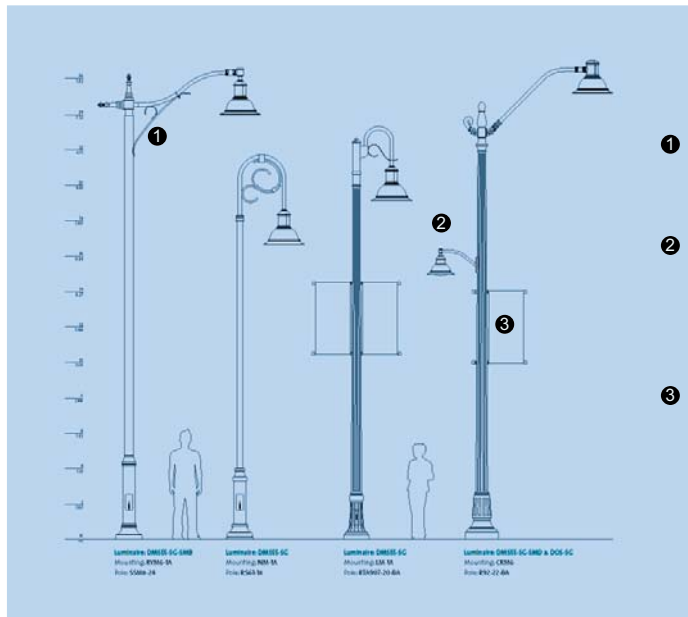
Canterbury Pole

FURNISHING OPTIONS - LIGHTING


SUGGESTED PRIMARY ROAD LIGHTING (WYE ROAD)

OPTION 2: DOMUS SERIES BY LUMEC LIGHTING

This series was selected as an option because its silhouette appears clean, yet rustic through an antiqued approach to edging and detailing the heads and bases of the poles. The streetlights are reminiscent of old western lamps and could set the tone for the streetscape.



- ① The light features have a rustic aesthetic quality
- ② The light features have arms suitable to illuminate both pedestrian and vehicular areas
- ③ The light features have options for signage attachments that could aide in creating a defined streetscape



Note: Images are sourced from Lumeq Lighting (www.lumeq.com) and illustrate lamp features and past installations.



Wye Road Urban Design Guidelines

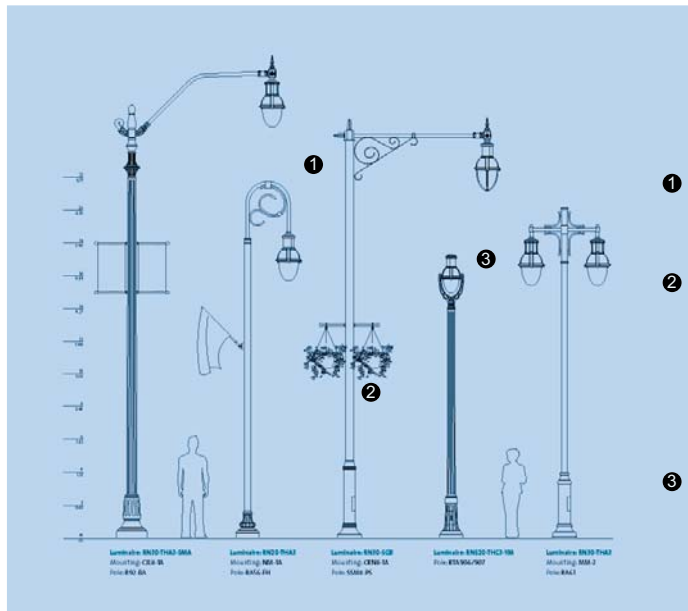
Reminder: A colour relating to the theme (i.e. dark grey) should be selected and applied to all metallic surfaces of streetscape furnishings (i.e. lights, trash receptacles, benches) to create a cohesive overall appearance

FURNISHING OPTIONS - LIGHTING

SUGGESTED PRIMARY ROAD LIGHTING (WYE ROAD)

OPTION 3: RENAISSANCE SERIES BY LUMEC LIGHTING



Like the Domus series, the Renaissance series offers a rustic antiqued look that would work well within the theme. Additional opportunities offered by the Renaissance series are listed below.



- 1 The Renaissance lights show more of an antiqued character than the Domus series and offer more variability in choice (i.e. fixtures can extend from long arms, can be top mounted, hang at varying levels, or be dual-lit)
- 2 There is a variety of choice for mounted features ranging in hanging baskets, flagged signs, or banner signs. Hanging baskets would be optimal for the contemporary western theme in the summer months. They would provide an opportunity to introduce colourful perennial or annual plants to the streetscape which would accentuate the colours of mass plantings in medians or areas of distinction. They denote a classic streetscape character. However, a banner or flagged sign could contribute to streetscape character through the colder months of the year.
- 3 The wide range in height options is great for providing transitions through spaces because all the lights could maintain the same aesthetic look but be of varying heights depending on the need for light intensity (i.e. moving from the pathway to the road you could use top mounted short poles and transition them into tall arched streetscape poles)



Note: Images are sourced from Lumec Lighting (www.lumec.com) and illustrate lamp features and past installations.



Wye Road Urban Design Guidelines

Reminder: A colour relating to the theme (i.e. dark grey) should be selected and applied to all metallic surfaces of streetscape furnishings (i.e. lights, trash receptacles, benches) to create a cohesive overall appearance

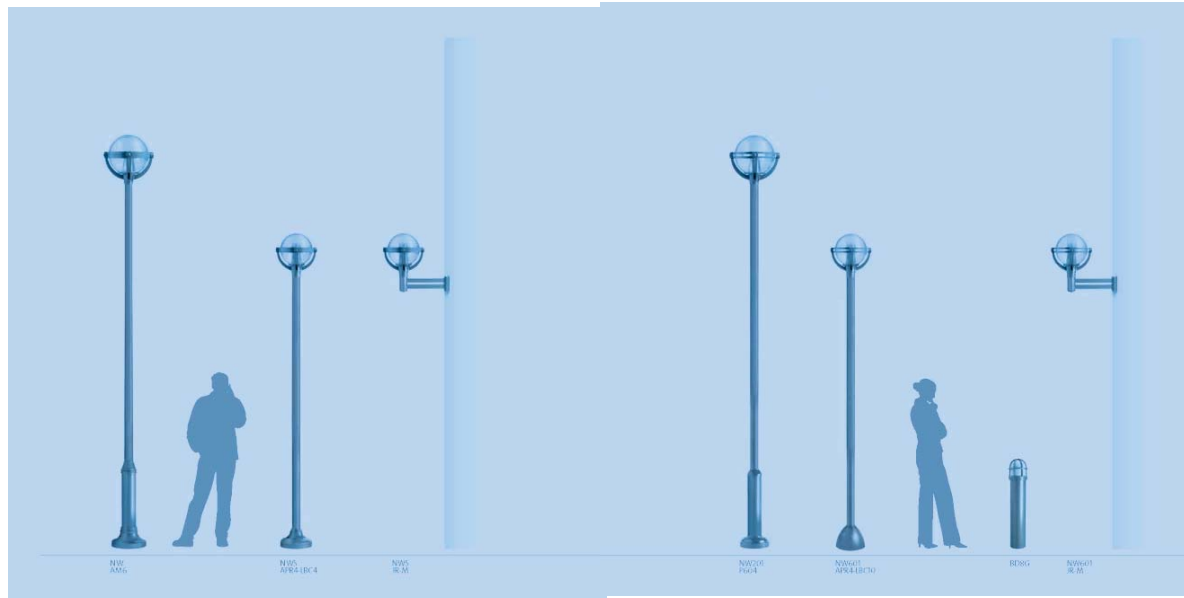
FURNISHING OPTIONS - LIGHTING

SUGGESTED SECONDARY ROAD LIGHTING (ORDZE, NOTTINGHAM, HAWTHORNE)

OPTION 1: NEW-WESTMINSTER SERIES BY LUMEC LIGHTING

The following options were selected because they represent common contemporary light fixtures yet could contribute to a western theme through their subtle touches of rustic detail. Such level of detail is recommended for transitioning from a primary road (Wye Road) to a secondary road (Ordze, Nottingham, Hawthorne)

The fixtures shown here would emit a soft, round light. Areas requiring more light intensity (i.e. trellis gates or the pathway) could have wall-mounted or bollard lights.



Note: Images are sourced from Lumece Lighting (www.lumece.com) and illustrate lamp features and past installations.



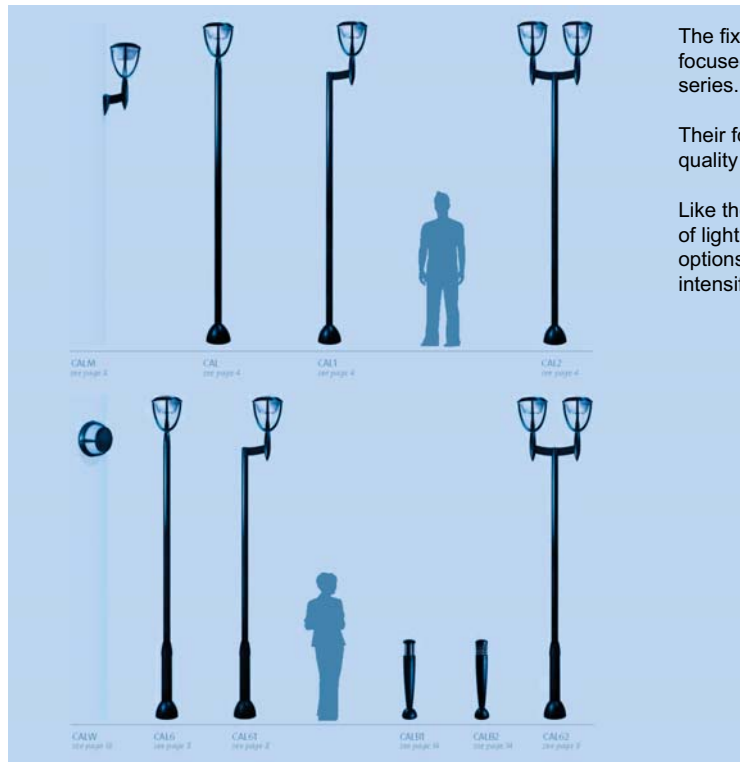
Wye Road Urban Design Guidelines

Reminder: A colour relating to the theme (i.e. dark grey) should be selected and applied to all metallic surfaces of streetscape furnishings (i.e. lights, trash receptacles, benches) to create a cohesive overall appearance

FURNISHING OPTIONS - LIGHTING

SUGGESTED SECONDARY ROAD LIGHTING
(ORDZE, NOTTINGHAM, HAWTHORNE)

OPTION 2: CALLISTO SERIES
BY LUMEC LIGHTING



The fixtures shown here would emit a more focused light compared to the New-Westminster series.

Their form and detailing also yield an aesthetic quality more appropriate to the theme.

Like the New-Westminster series, this series of lighting offers wall mounts and bollard-light options which is suitable for areas needing light intensification.



Note: Images are sourced from Lumec Lighting (www.lumec.com) and illustrate lamp features and past installations.

Wye Road Urban Design Guidelines

Reminder: A colour relating to the theme (i.e. dark grey) should be selected and applied to all metallic surfaces of streetscape furnishings (i.e. lights, trash receptacles, benches) to create a cohesive overall appearance