

Annual Recreation Survey 2014 – Summary

* All comments are verbatim, only personal identifying information was removed if needed.

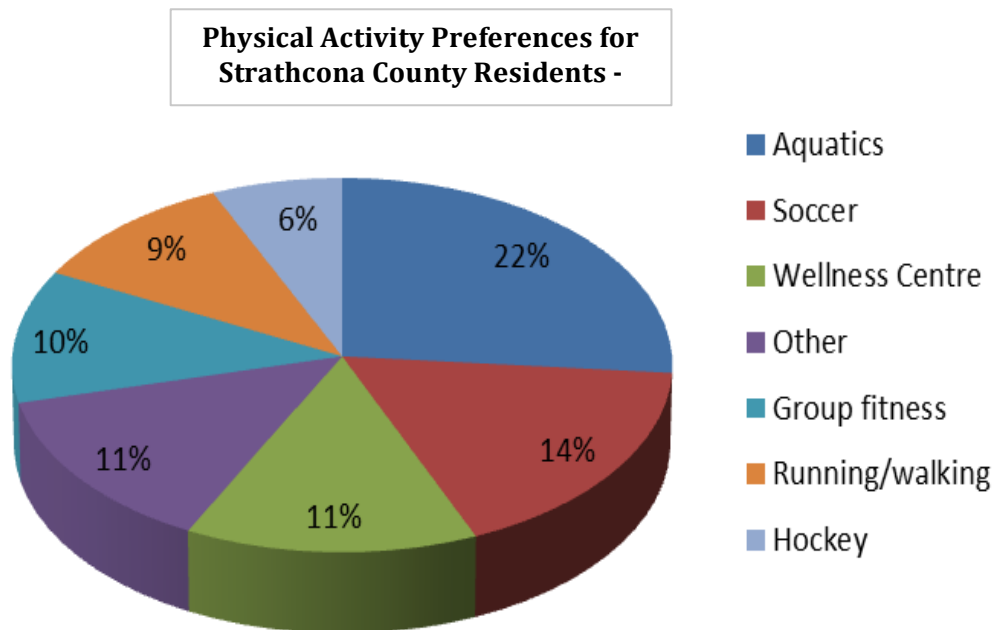
1. Have you, or a member of your household participated in any ORGANIZED SPORTS OR ACTIVITIES during the past 12 months?

Response	Chart	Percentage	Count
Yes		82.2%	588
No		17.8%	127
		Total Responses	715

2. Have you, or a member of your household participated in any DROP-IN or CASUAL recreational activities during the past 12 months?

Response	Chart	Percentage	Count
Yes		87.8%	624
No		12.2%	87
		Total Responses	711











3. Which three physical activities have you, or a member of your household participated in the MOST OFTEN over the past 12 months?



4. Have you or a member of your household used any Strathcona County indoor recreation facilities in the past 12 months?

Response	Chart	Percentage	Count
Yes		95.8%	689
No		4.2%	30
		Total Responses	719



5. Which of the following Strathcona County indoor recreation spaces have you used (at any facility) during the past 12 months?

Response	Chart	Percentage	Count
Wellness centre		55.1%	378
Aquatics spaces		79.4%	545
Indoor playgrounds		44.2%	303
Indoor walking/running track		50.4%	346
Gymnasium		41.8%	287
Indoor ice arenas		34.5%	237
Indoor leisure ice		32.9%	226
Indoor racquet courts		6.4%	44
Indoor field surfaces		46.9%	322
Indoor curling sheets		6.4%	44
		Total Responses	686

6. Do you have any comments you'd like to add with regards to CURRENT indoor recreation spaces in Strathcona County?

[SEE PDF COMMENTS](#)

7. Have you, or a member of your household participated in any Strathcona County Recreation, Parks and Culture PROGRAMS or SERVICES in the past 12 months?

Response	Chart	Percentage	Count
Yes		64.3%	462
No		35.7%	256
		Total Responses	718



8. Which of the following Recreation, Parks and Culture PROGRAMS / SERVICES have you used during the past 12 months?

Response	Chart	Percentage	Count
Fitness services (personal training, fitness testing etc)		18.1%	83
Registered preschool programs		23.6%	108
Summer camps/day camps		29.7%	136
Youth/teen programs - drop in		11.1%	51
Youth/teen programs - registered		9.8%	45
Visual arts programs (pottery, crafts, painting etc)		11.1%	51
Performing arts programs		9.8%	45
Festival Place performances		24.7%	113
Gallery@501 exhibits		9.0%	41
Drop-in group fitness classes		43.4%	199
Registered group fitness classes		24.7%	113
Aquatic fitness classes		16.8%	77
Outdoor education programs		6.8%	31
Golf lessons at Broadmoor Golf Course		6.6%	30
Swimming lessons		62.4%	286
Total Responses			458

9. Do you have any comments you'd like to add with regards to CURRENT Recreation, Parks and Culture programs / services in Strathcona County?

[SEE PDF COMMENTS](#)

10. Have you, or a member of your household visited any Strathcona County ARTS or CULTURAL FACILITIES in the past 12 months?

Response	Chart	Percentage	Count
Yes		47.9%	340
No		52.1%	370
		Total Responses	710

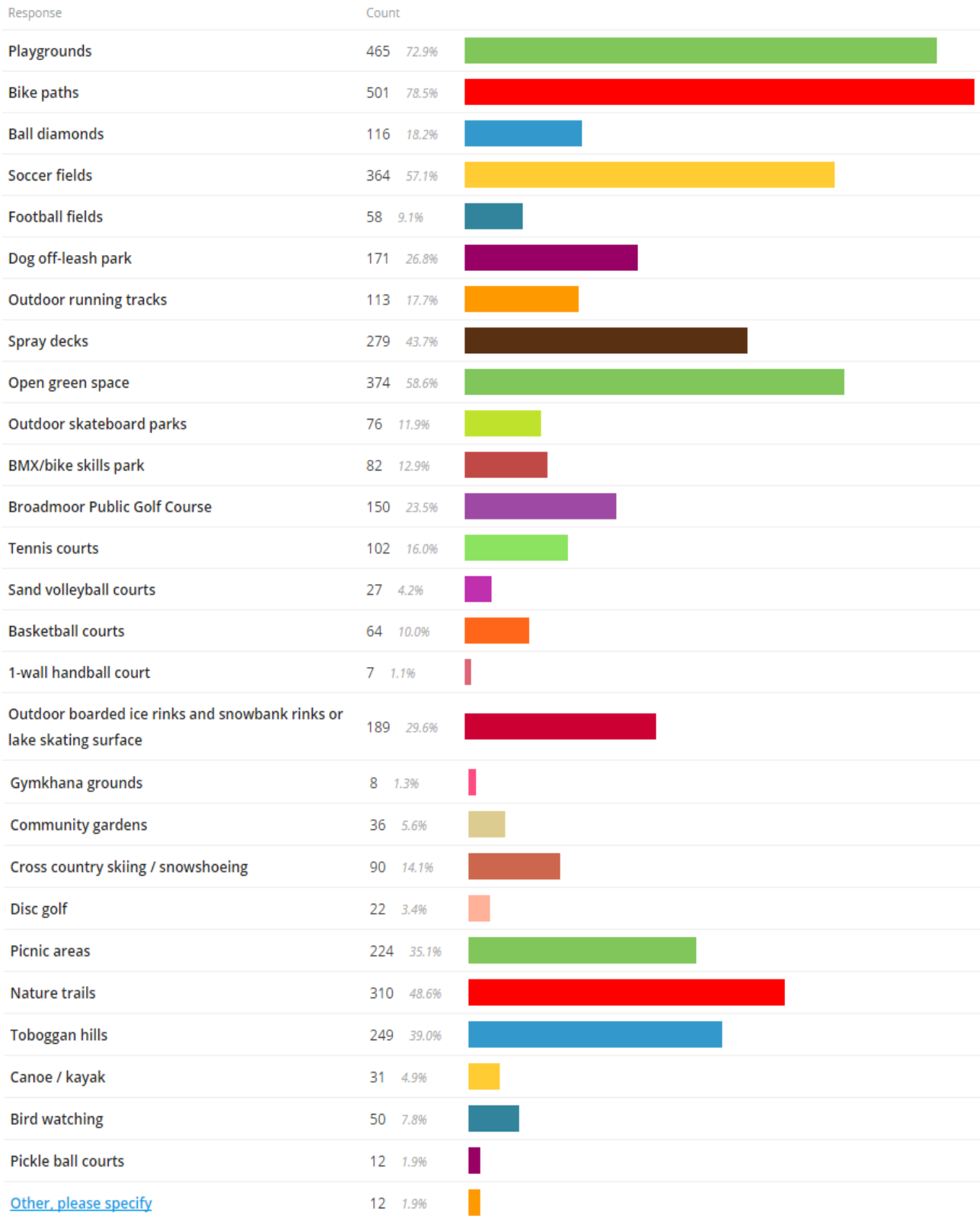
11. Do you have any comments you'd like to add with regards to ARTS or CULTURAL opportunities in Strathcona County facilities?

[SEE PDF COMMENTS](#)

12. Have you, or a member of your household used any Strathcona County PARKS, PLAYGROUNDS, TRAILS, SPORTS FIELDS or OUTDOOR RECREATION FACILITIES within the past 12 months?

Response	Chart	Percentage	Count
Yes		85.7%	611
No		14.3%	102
		Total Responses	713

13. Which of the following Strathcona County OUTDOOR SPACES / FACILITIES have you used during past 12 months?



Total: 638

(Other, please specify)

#	Response
1.	SPMBA
3.	Broadmoore Lake
4.	Use the pathways around Lakeland summer, fall, and spring
5.	Strathcona Science Park
6.	walking trails
7.	Fultonvale Outdoor Arena for Equestrian activities plus trails at Blackfoot for hiking and riding
8.	golf
9.	street hockey even though this is frowned on....
10.	walking trails
11.	walking paths
12.	Bocce






14. Do you have any comments you'd like to add with regards to CURRENT outdoor recreation facilities / spaces in Strathcona County?

[SEE PDF COMMENTS](#)

15. What could Strathcona County do to make your experience in our outdoor spaces more enjoyable in the future?

[PDF COMMENTS](#)




16. Have you, or a member of your household attended any of the following COMMUNITY EVENTS in the past 12 months?

Response	Chart	Percentage	Count
Canada Day Festival		70.0%	491
New Year's Eve Festival		42.4%	297
Play Days		11.6%	81
Celebration of Lights		17.5%	123
Did not attend / participate in listed events		23.5%	165
		Total Responses	701















17. Do you have any comments you'd like to add with regards to community events in Strathcona County?

[PDF COMMENTS](#)

18. Would you recommend Recreation, Parks and Culture programs, services or facilities to a friend?

Response	Chart	Percentage	Count
Yes		94.4%	674
No		1.3%	9
Not sure		4.3%	31
		Total Responses	714

19. Other than lack of time (which is the primary reason for most people), what are the main reasons that you do not use County recreation facilities?

Response	Chart	Percentage	Count
Strathcona County does not offer the kind of facilities I want		7.9%	43
Program times/days do not fit with my schedule		41.7%	227
County does not offer the type of programs I'm looking for		9.6%	52
Facility / program locations are inconvenient to where I live		9.6%	52
Facility drop in fees are too expensive		24.4%	133
Program fees are too expensive		20.0%	109
I don't know where to start		5.7%	31
Facilities are not physically accessible enough for my needs		0.9%	5
I can't get to the facility (transit etc)		3.1%	17
Facilities are too busy		38.4%	209
Programs are too busy, I can't get into what I want to do		30.0%	163
Health problems that makes it hard to do physical activities		2.8%	15
I don't think physical activity is important		0.2%	1
I just don't want to		2.2%	12



[SEE PDF COMMENTS](#)

20. Are there any types of NEW indoor recreation, cultural facilities, or outdoor spaces that you would like to see in order to increase the likelihood that you would participate in recreation and cultural activities?

[SEE PDF COMMENTS](#)

21. Are there any specific NEW programs or services that you would like to see offered in order to increase the likelihood that you would participate in recreation and cultural activities?

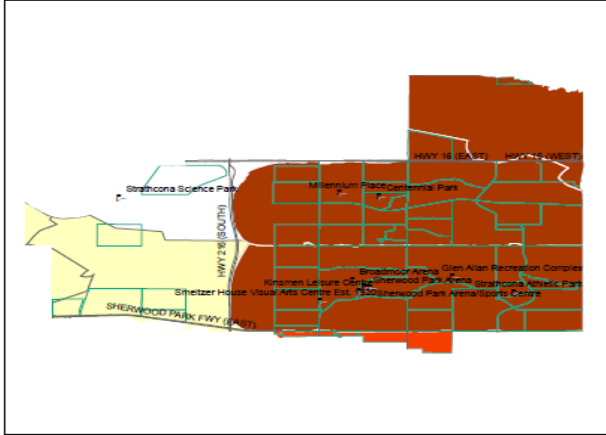
[SEE PDF COMMENTS](#)

22. Do you have any other feedback that would help us encourage people to become more active in Strathcona County facilities and spaces?

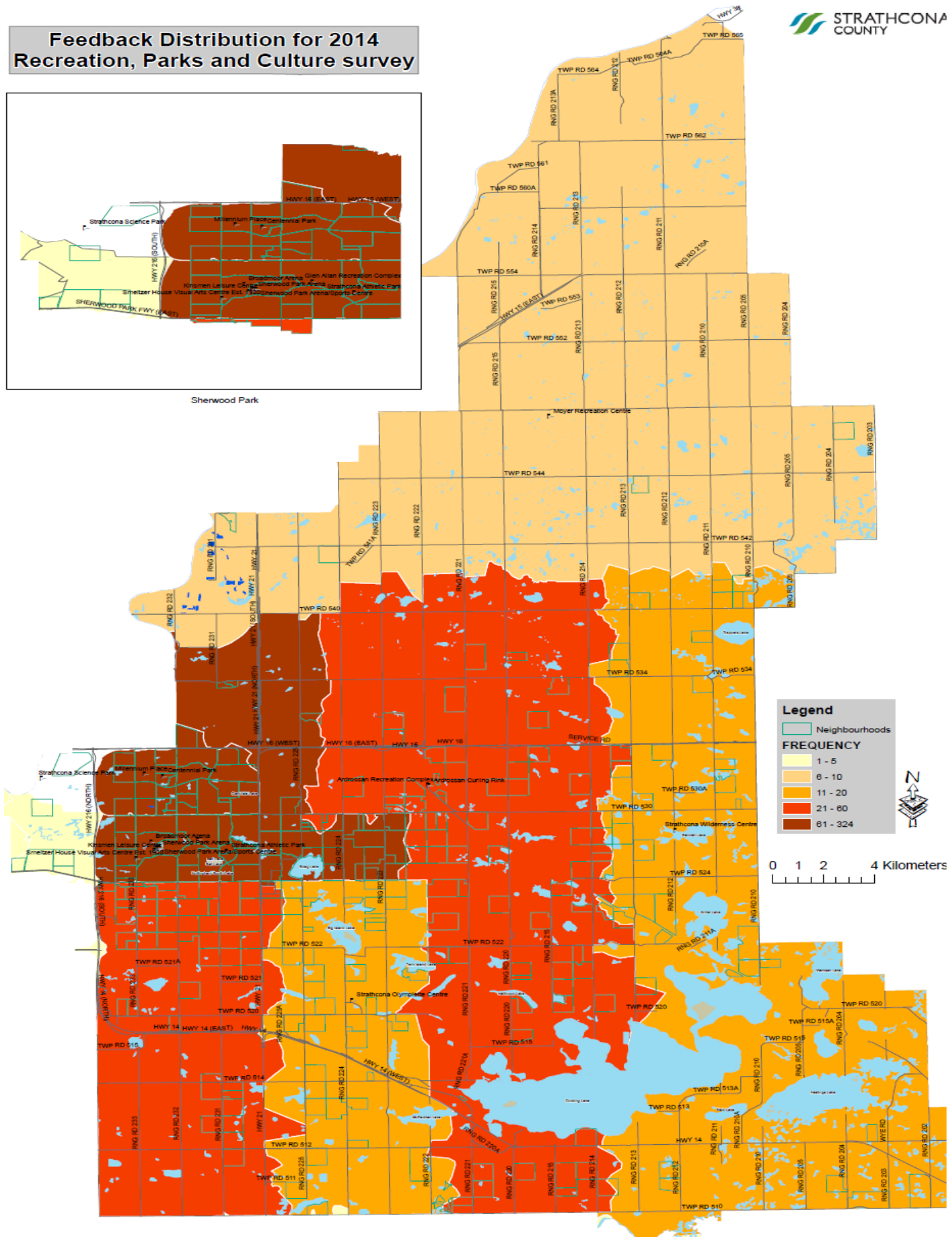
[PDF COMMENTS](#)

23. Please enter the first 3 digits of your postal code (i.e. T8A)








**Feedback Distribution for 2014
Recreation, Parks and Culture survey**





Sherwood Park



24. Please indicate your age group

Response	Chart	Percentage	Count
15-19		3.4%	24
20-24		2.7%	19
25-34		19.2%	137
35-44		38.8%	277
45-54		23.0%	164
55-64		8.6%	61
65-74		3.9%	28
75+		0.4%	3
		Total Responses	713

25. Please indicate your gender

Response	Chart	Percentage	Count
Male		26.7%	189
Female		73.3%	519
		Total Responses	708