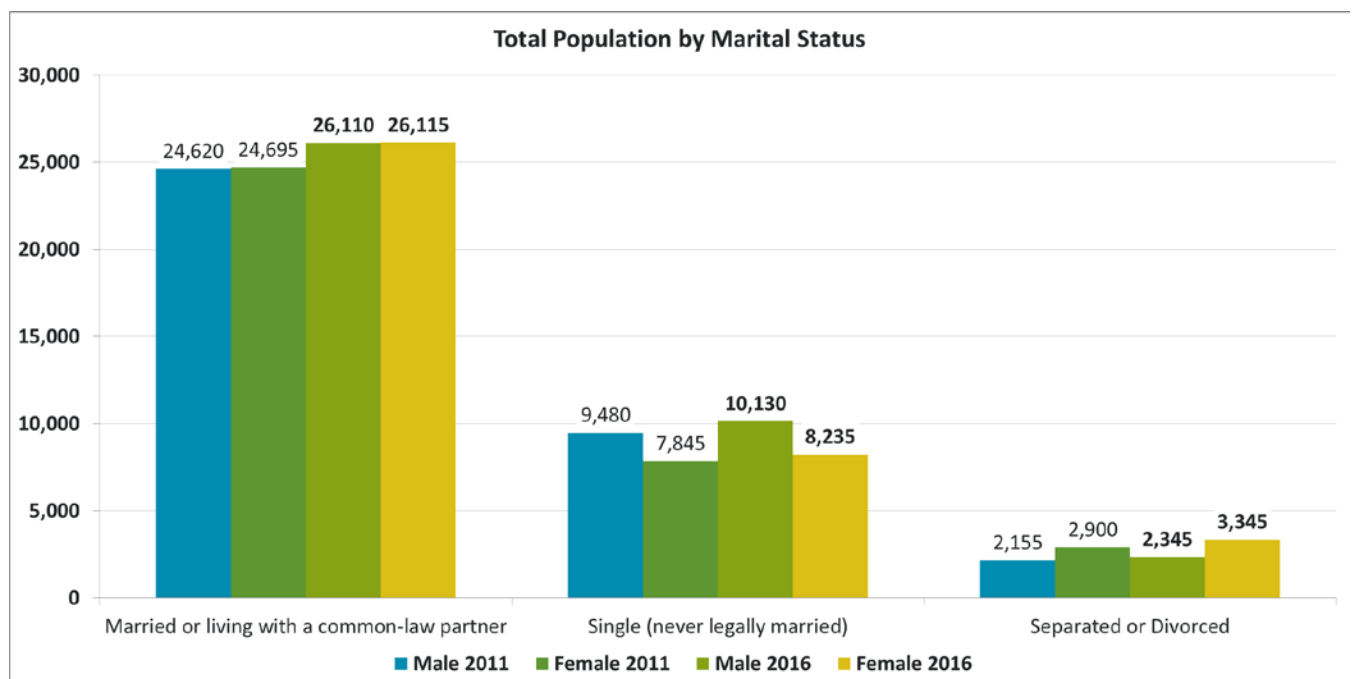


Census Made Simple Release 5

Families, Household and Marital Status

Total Population by Marital Status



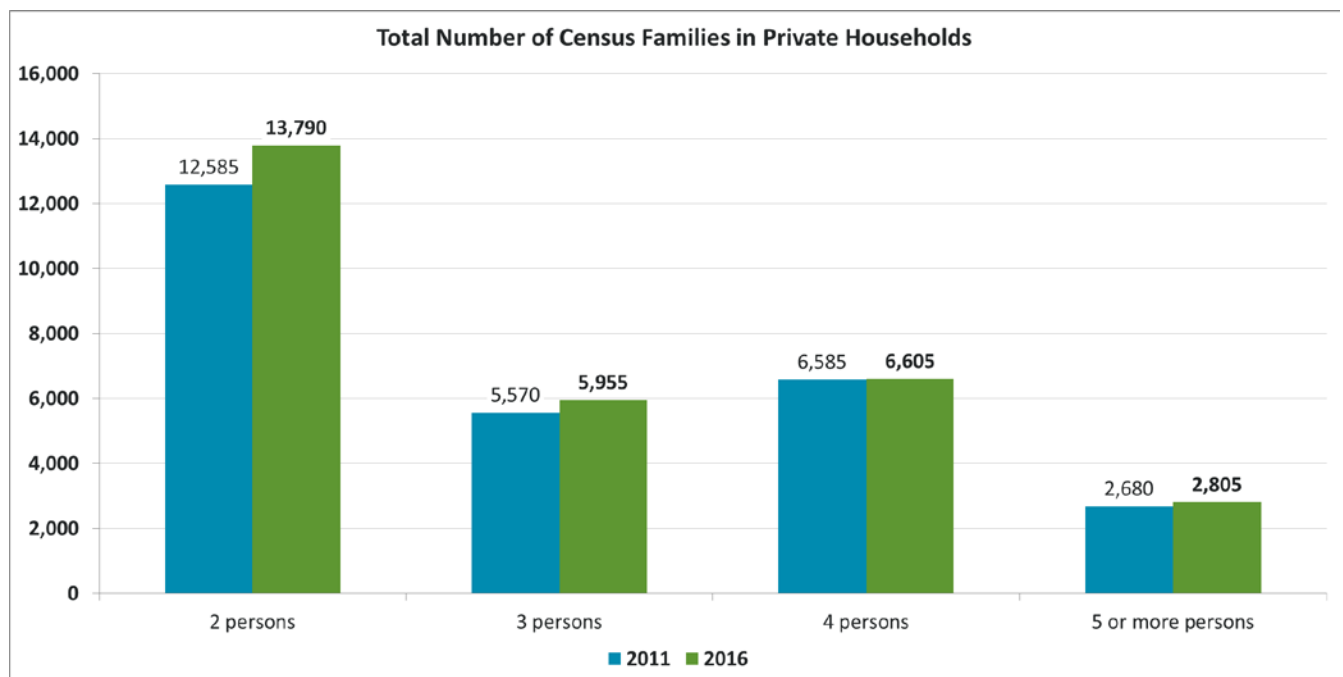
Quick Facts

- Total population by Marital Status in Strathcona County grew by 7% from 2011 to 2016 (net growth of 4,875 persons)
- 66% of the population in Strathcona County were married or living with a common-law partner compared to 58% in Edmonton CMA
- In 2016, 66% of the male population and 65% of the female population were married or living with a common-law partner
- The number of single persons in Strathcona County grew by 6% from 2011 to 2016. In 2016, 26% of males and 21% of females were single (never married)
- The divorced or separate population in Strathcona County grew by 13% from 2011 to 2016

Census Made Simple Release 5

Families, Household and Marital Status

Total Number of Census Families in Private Households



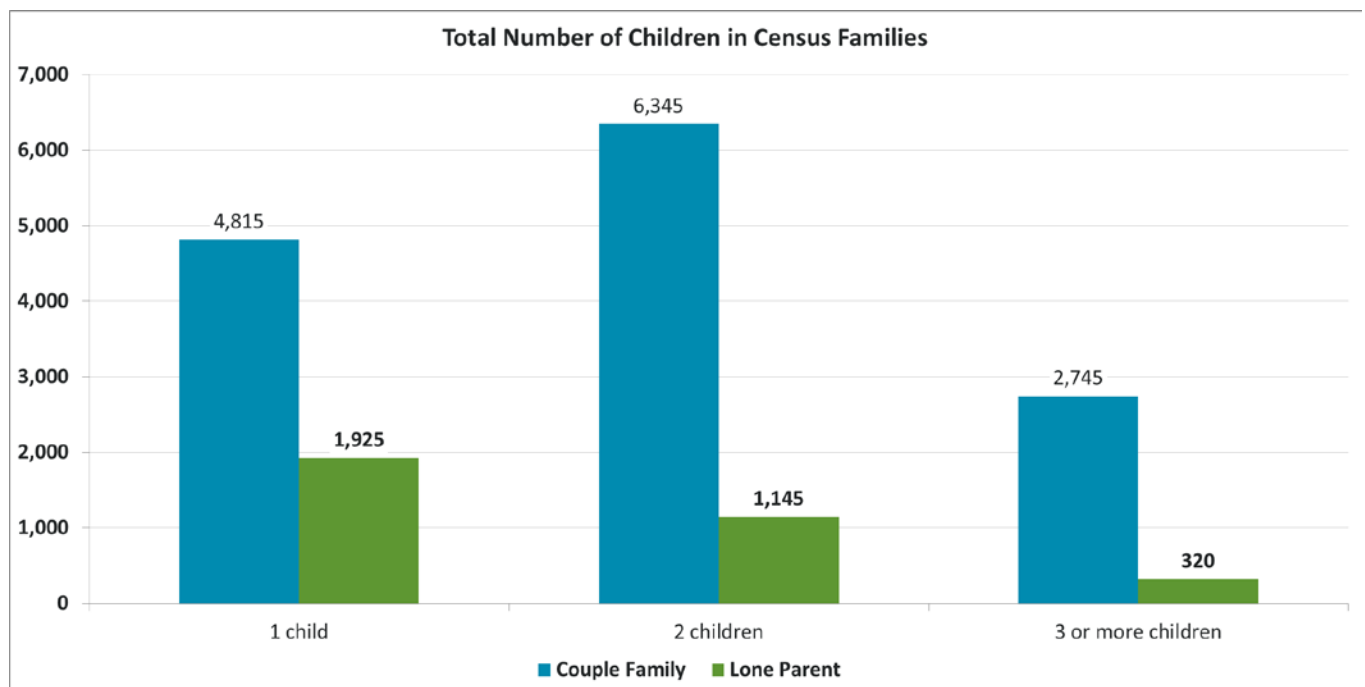
Quick Facts

- Total number of census families in private households in Strathcona County grew by 6% from 2011 to 2016 (net growth of 1,745 persons) compared to 14% growth in Edmonton CMA and 12% growth in Alberta
- The highest growth in Strathcona County was seen in Census families made up of 2 persons; they grew by 10% from 2011-2016 followed by 3 person families that grew by 7%

Census Made Simple Release 5

Families, Household and Marital Status

Total Number of Children in Census Families



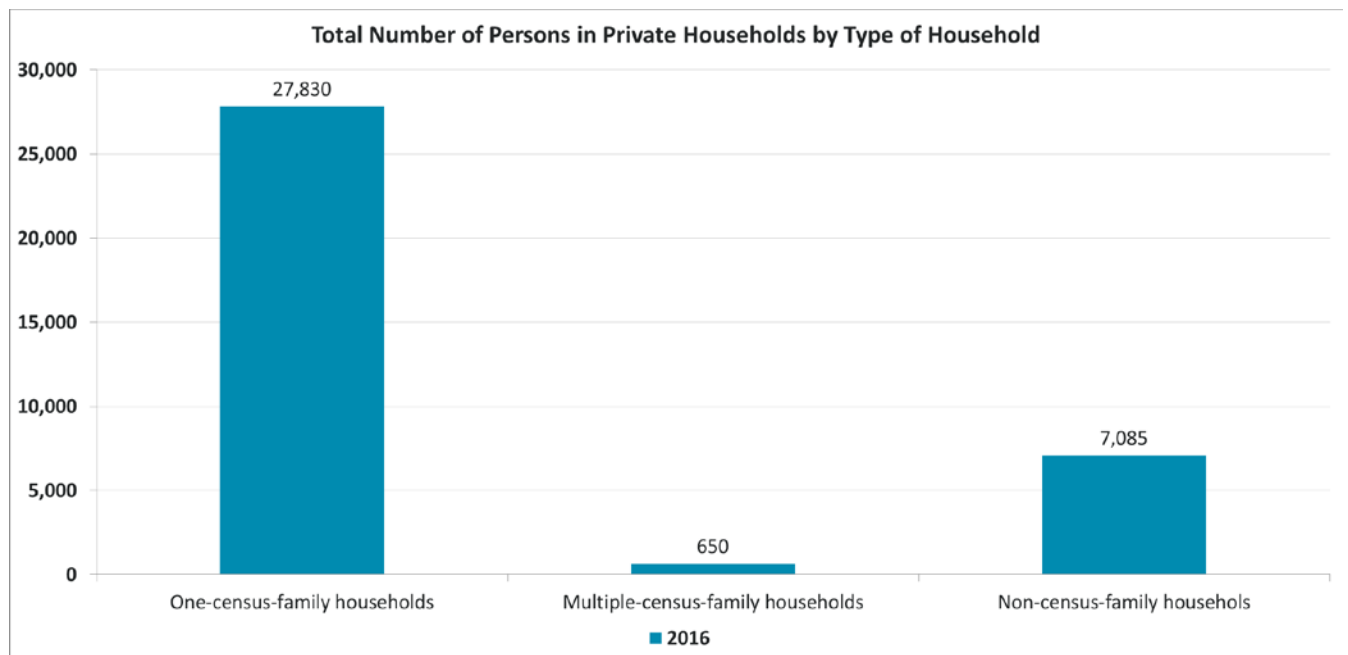
Quick Facts

- In 2016, the total number of Children in couple families was 13,905 compared to 3,385 children in lone parent families
- Approximately 35% of the couple families had one child compared to 57% of lone parents with one child
- 46% of couple families had two children compared to 34% lone parent

Census Made Simple Release 5

Families, Household and Marital Status

Total Number of Persons in Private Households by Type of Household



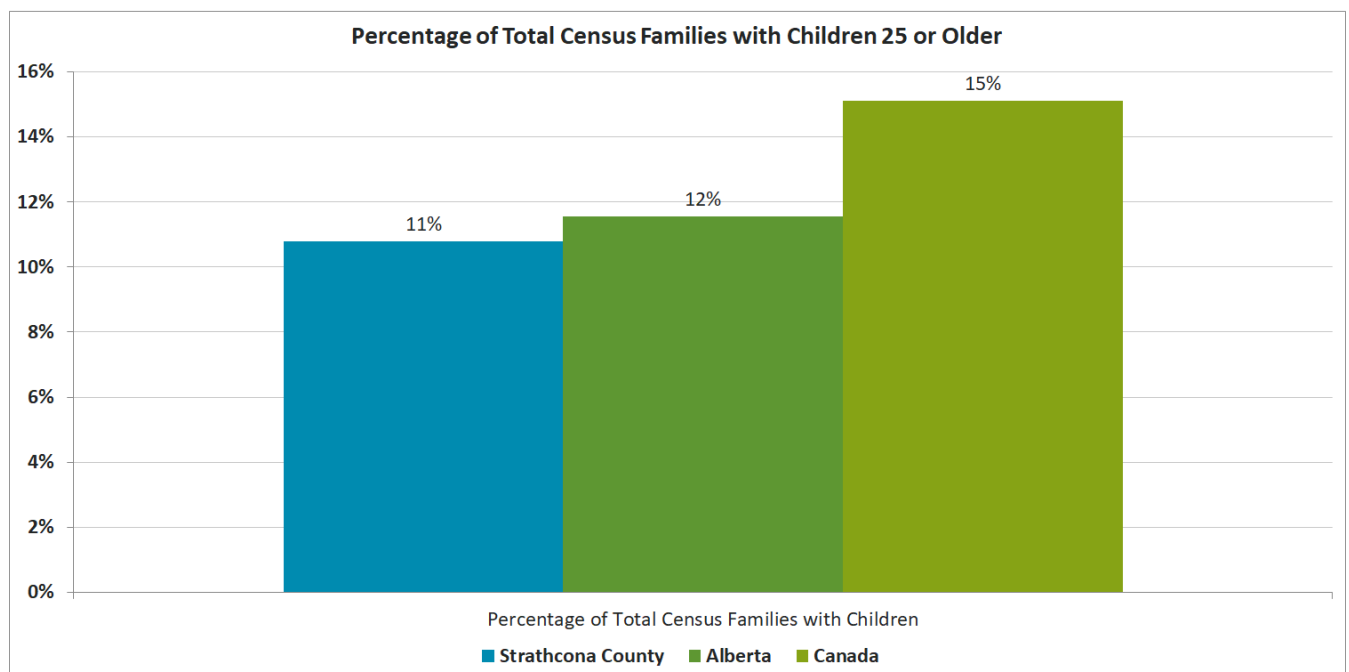
Quick Facts

- In 2016, approximately 78% of private households were one census family households in Strathcona County compared to 67% in Edmonton CMA
- 20% of households were non-census family households compared to 31% in the CMA

Census Made Simple Release 5

Families, Household and Marital Status

Families with Children Aged 25 and Over



Quick Facts

- In 2016, 1,865 census families had children 25 years and older living in the family's primary residence. This represented a 25% growth from 2011 counts and a 12% proportion of all census families in Strathcona County
- Comparatively, Strathcona County had an equal percentage of census families with children 25 years and older as the provincial average. From 2011 to 2016, Alberta had a growth of 25% of census families with children 25 years and older

Census Made Simple Release 5



Families, Household and Marital Status